

Model Performance 2017 : Betting Results

Data Golf

September 24, 2017

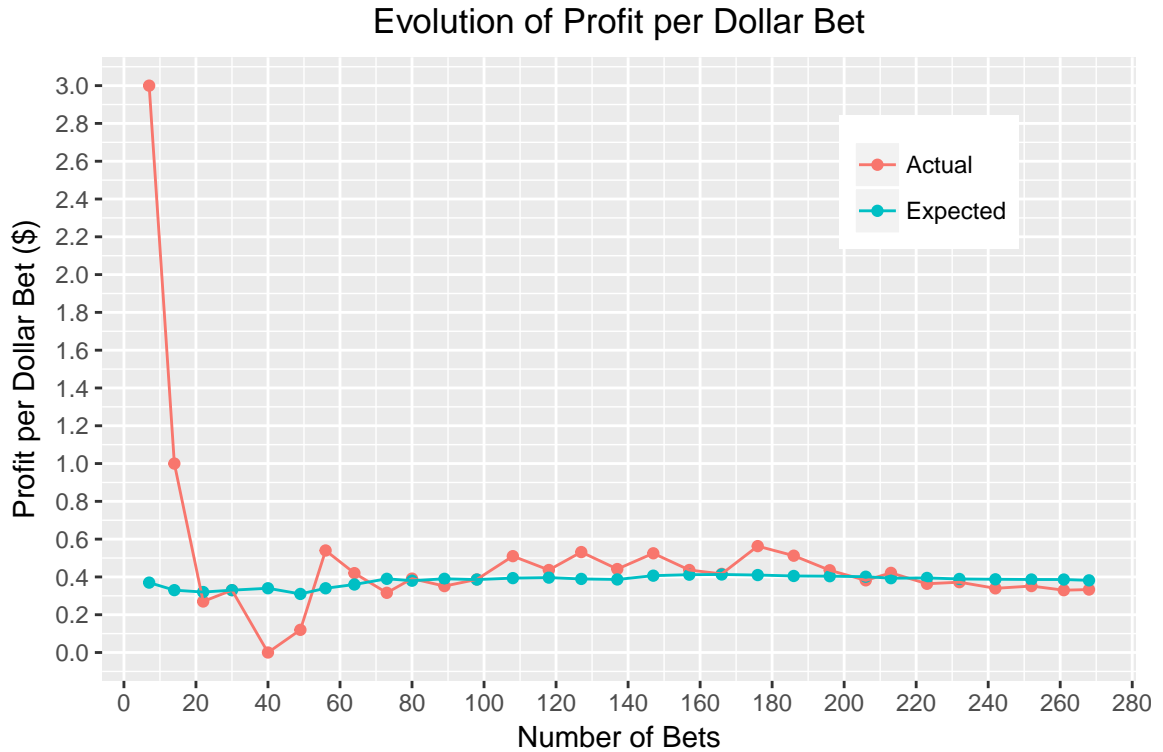
This document provides details on the model's betting performance to date. Summary graphs of performance so far are provided first, and then are followed by weekly tables detailing the bets placed. Notation for tables: implied probability is the win probability required to have an expected profit of zero on the bet, model probability is the probability the model places on winning the bet, expected profit is the difference in model and implied probabilities multiplied by the payout of a winning bet.

1 2017 Summary

1.1 Summary Statistics for Bets Placed

Number of Bets Placed: 268

Profit per Dollar Bet¹: \$0.33

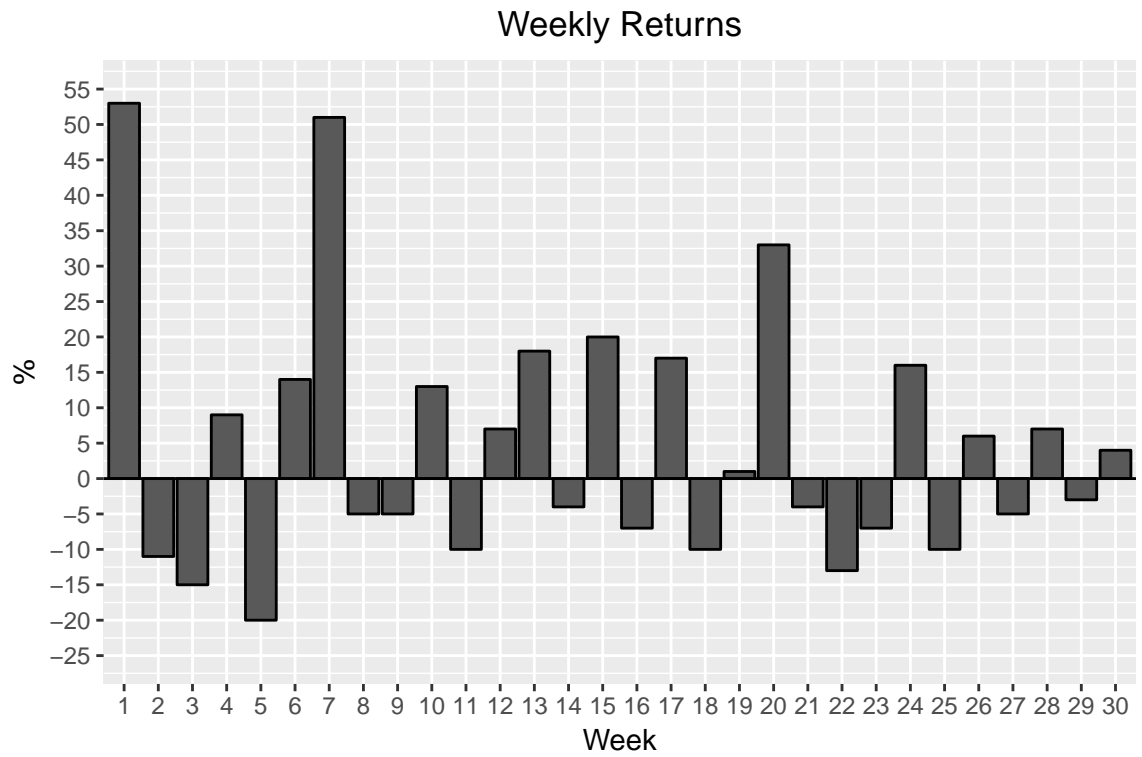


¹This is the profit per bet if each bet was equal to \$1. We do this because the size of the typical bet changes when more money is invested in the fund. This is a better measure of long-run performance.

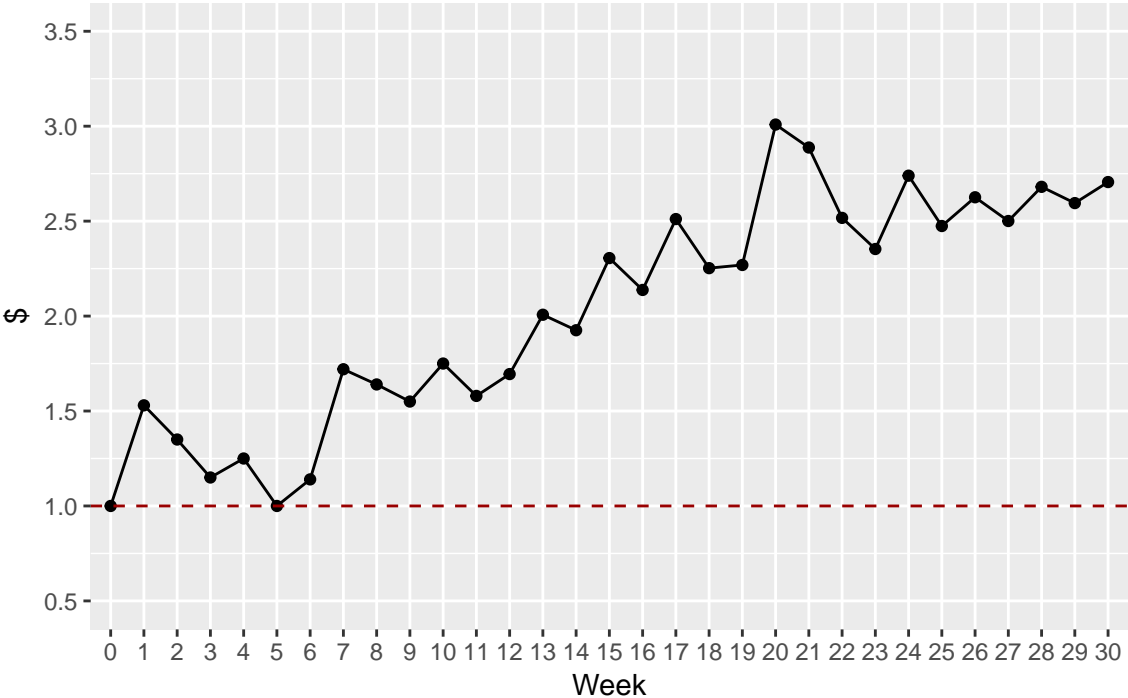
1.2 Return on Investment

Return on Investment To-Date: 170.58%

Weekly Geometric Mean Return: 3.37%



Evolution of Value in \$1 Initial Investment



2 Weekly Summaries

TOUR Championship 2017 (24/9/2017)

Type	Bet	Implied	Model	Wager (% Fund)	Exp. Profit	Profit
Top 10	Dufner +350	22.2%	24.5%	1.2%	0.12%	-1.2%
Top 10	Hadwin +500	16.7%	22.5%	1.77%	0.62%	-1.77%
Top 10	Henley +400	20.0%	20.8%	1.1%	0.05%	4.4%
Top 10	Kisner +500	16.7%	21.1%	1.34%	0.36%	6.68%
Top 10	Matsuyama +110	47.6%	48.0%	1%	0.01%	-1%
Top 10	Vegas +600	14.3%	19.8%	1.61%	0.62%	-1.61%
Top 10	Harman +500	16.7%	19.4%	1.25%	0.21%	-1.25%

Weekly Expected Return: 1.99%

Weekly Return: 4.27%

BMW Championship 2017 (17/9/2017)

Type	Bet	Implied	Model	Wager (% Fund)	Exp. Profit	Profit
Top 20	Steele +600	14.3%	25.7%	1.6%	1.28%	-1.6%
Top 20	Grillo +400	20.0%	24.8%	0.95%	0.23%	-0.95%
Top 20	List +600	14.3%	19.6%	1.12%	0.41%	-0.01%
Top 20	Mickelson +175	36.4%	42.3%	1.39%	0.23%	-0.84%
Top 20	Schwartzel +275	26.7%	36.0%	1.52%	0.53%	-1.52%
Top 20	Haas +350	22.2%	30.1%	1.51%	0.53%	-1.51%
Top 20	Laird +600	14.3%	20.3%	1.04%	0.44%	-1.04%
Top 20	Lovemark +450	18.2%	22.7%	1.04%	0.26%	-1.04%
Top 20	Glover +450	18.2%	24.6%	1.18%	0.42%	5.30%

Weekly Expected Return: 4.33%

Weekly Return: -3.19%

Dell Technologies 2017 (3/9/2017)

Type	Bet	Implied	Model	Wager (% Fund)	Exp. Profit	Profit
Top 20	Kang + 800	11.1%	15.8%	1.05%	0.44%	-1.05%
Top 20	McGirt +1000	9.1%	14.6%	1.21%	0.73%	-1.21%
Top 20	Hadwin +600	14.3%	18.2%	0.91%	0.25%	5.45%
Top 20	Perez +500	16.7%	19.1%	0.89%	0.13%	4.44%
Top 20	Schwartzel +300	25.0%	30.5%	1.46%	0.32%	-1.46%
Top 20	List +900	10.0%	16.2%	1.37%	0.85%	-1.37%
Top 20	Steele +550	15.4%	20.7%	1.26%	0.43%	-1.26%
Top 20	Knox +600	14.3%	20.5%	1.44%	0.62%	-1.44%
Top 20	Laird +600	14.3%	16.2%	0.80%	0.11%	-0.80%
Top 20	Swafford +700	12.5%	14.9%	0.84%	0.16%	5.88%

Weekly Expected Return: 4.04%

Weekly Return: 7.19%

The Northern Trust 2017 (27/8/2017)

Type	Bet	Implied	Model	Wager (% Fund)	Exp. Profit	Profit
Top 20	Knox +600	14.3%	20.7%	1.50%	0.68%	-1.50%
Top 20	Stricker +600	14.3%	24.3%	1.92%	1.34%	-1.92%
Top 20	List +900	11.1%	13.0%	0.84%	0.25%	-0.84%
Top 20	Mickelson +350	22.2%	26.5%	1.39%	0.27%	-1.39%
Top 20	Reavie +600	14.3%	16.9%	0.78%	0.15%	4.68%
Top 20	Kang +800	11.1%	14.8%	1.04%	0.35%	-1.04%
Top 20	Schwartzel +350	22.2%	28.1%	1.48%	0.38%	-1.48%
Top 20	Laird +800	11.1%	14.0%	0.8%	0.21%	0.64%
Top 20	Howell III +600	14.3%	17.2%	0.85%	0.17%	-0.85%
Top 20	Grillo +800	11.1%	14.9%	1.06%	0.36%	-1.06%

Weekly Expected Return: 4.11%

Weekly Return: -4.76%

Wyndham Championship 2017 (20/8/2017)

Type	Bet	Implied	Model	Wager (% Fund)	Exp. Profit	Profit
Top 20	Loupe +1200	7.7%	9.2%	0.73%	0.14%	-0.73%
Top 20	Armour +1200	7.7%	10.3%	1.29%	0.44%	15.46%
Top 20	Castro +800	11.1%	13.7%	1.3%	0.30%	-1.3%
Top 20	Wagner +700	12.5%	14.4%	0.99%	0.15%	-0.99%
Top 20	Merritt +1200	7.7%	10.3%	1.26%	0.43%	-1.26%
Top 20	Wilcox +900	10.0%	10.7%	0.65%	0.04%	-0.65%
Top 20	McGirt +500	16.7%	22.2%	2.0%	0.66%	-2.0%
Top 20	Goosen +800	11.1%	14.5%	1.7%	0.51%	-1.7%
Top 20	Knox +250	28.6%	29.3%	0.7%	0.02%	-0.7%

Weekly Expected Return: 2.69%

Weekly Return: 6.13%

PGA Championship 2017 (13/8/2017)

Type	Bet	Implied	Model	Wager (% Fund)	Exp. Profit	Profit
Top 20	Stricker +650	13.3%	24.7%	2.0%	1.7%	-2.0%
Top 20	Kjeldsen +800	11.1%	15.9%	1.34%	0.57%	-1.34%
Top 20	Herman +1600	5.9%	8.4%	1.0%	0.43%	-1.0%
Top 20	Lahiri +1000	9.1%	13.6%	1.24%	0.62%	-1.24%
Top 20	Lingmerth +700	12.5%	15.1%	0.73%	0.15%	-0.73%
Top 20	Kang +1000	9.1%	11.9%	0.77%	0.23%	-0.77%
Top 20	Knox +650	13.3%	18.9%	1.61%	0.67%	-1.61%
Top 20	Steele +500	16.7%	20.5%	1.14%	0.26%	-1.14%
Top 20	Stenson +150	40.0%	41.6%	0.68%	0.03%	0.83%
Top 20	Howell III +600	14.3%	16.6%	0.68%	0.11%	-0.68%

Weekly Expected Return: 4.77%

Weekly Return: -9.68%

WGC Bridgestone 2017 (6/8/2017)

Type	Bet	Implied	Model	Wager (% Fund)	Exp. Profit	Profit
Top 20	Knox +600	14.3%	23.0%	1.87%	1.14%	11.21%
Top 20	Hadwin +600	14.3%	19.3%	1.95%	0.68%	11.69%
Top 20	Hatton +450	18.2%	19.1%	1.1%	0.05%	-1.1%
Top 20	Holmes +260	27.8%	28.8%	1.16%	0.04%	-1.16%
Top 20	Day -110	52.4%	54.5%	2.0%	0.08%	-2.0%
Top 20	Moore +450	18.2%	18.3%	1.25%	0.01%	-1.25%
Top 20	Steele +300	25.0%	25.6%	1.0%	0.02%	-1.0%

Weekly Expected Return: 2.02%

Weekly Return: 16.41%

Canadian Open 2017 (30/7/2017)

Type	Bet	Implied	Model	Wager (% Fund)	Exp. Profit	Profit
Top 20	Herman +800	11.1%	17.3%	1.57%	0.86%	-1.57%
Top 20	Castro +900	10.0%	14.5%	1.51%	0.68%	-1.51%
Top 20	Wagner +900	10.0%	14.3%	1.44%	0.62%	-1.44%
Top 20	Huh +1000	9.1%	12.3%	1.06%	0.38%	-1.06%
Top 20	Fdez-Castano +1400	6.7%	9.8%	1.01%	0.48%	-1.01%
Top 20	Poston +900	10.0%	12.5%	0.85%	0.22%	-0.85%
Top 20	Kim +700	12.5%	13.9%	0.72%	0.08%	-0.72%
Top 20	Taylor V. +700	12.5%	13.7%	0.67%	0.07%	-0.67%
Top 20	Lahiri +300	25.0%	26.6%	0.63%	0.04%	-0.63%
Top 20	Power +500	16.7%	18.3%	0.59%	0.06%	2.94%

Weekly Expected Return: 3.49%

Weekly Return: -6.51%

The Open 2017 (23/7/2017)

Type	Bet	Implied	Model	Wager (% Fund)	Exp. Profit	Profit
Top 20	Lovemark +800	11.1%	18.0%	1.54%	0.95%	-1.54%
Top 20	Knox +700	12.5%	17.5%	1.15%	0.46%	-1.15%
Top 20	Na +800	11.1%	16.9%	1.3%	0.67%	-1.3%
Top 20	Steele +600	14.3%	21.3%	1.64%	0.8%	-1.64%
Top 20	Lahiri +650	13.3%	18.0%	1.07%	0.37%	-1.07%
Top 20	Horschel +700	12.5%	17.3%	1.09%	0.41%	-1.09%
Top 20	Watson B. +550	15.4%	20.8%	1.29%	0.45%	-1.29%
Top 20	Howell III +550	15.4%	20.0%	1.1%	0.33%	-1.1%
Top 20	Hadwin +700	12.5%	15.8%	0.74%	0.19%	-0.74%
Top 20	Day +137	42.2%	47.7%	1.91%	0.25%	-1.91%

Weekly Expected Return: 4.88%

Weekly Return: -12.8%

John Deere 2017 (16/7/2017)

Type	Bet	Implied	Model	Wager (% Fund)	Exp. Profit	Profit
Top 20	Wilcox +800	11.1%	15.9%	1.6%	0.68%	-1.6%
Top 20	Hoge +1100	8.3%	10.6%	0.75%	0.20%	-0.75%
Top 20	Byrd +900	10.0%	12.0%	0.66%	0.13%	5.94%
Top 20	Fathauer +1100	8.3%	14.5%	2.0%	1.47%	-2.0%
Top 20	List +400	20.0%	23.9%	1.45%	0.28%	-1.45%
Top 20	Glover +300	25.0%	27.8%	1.12%	0.13%	-1.12%
Top 20	Cejka +500	16.7%	18.2%	0.70%	0.07%	-0.70%
Top 20	Power +550	15.4%	18.0%	0.92%	0.16%	-0.92%
Top 20	Saunders +900	10.0%	12.2%	0.72%	0.16%	-0.72%
Top 20	Gribble +900	10.0%	11.7%	0.70%	0.11%	-0.70%

Weekly Expected Return: 3.39%

Weekly Return: -4.02%

Greenbrier 2017 (9/7/2017)

Type	Bet	Implied	Model	Wager (% Fund)	Exp. Profit	Profit
Top 20	Power +600	14.3%	17.1%	0.97%	0.19%	-0.97%
Top 20	Cejka +1000	9.1%	13.2%	1.34%	0.60%	13.38%
Top 20	Blaum +1000	9.1%	13.8%	1.56%	0.82%	15.58%
Top 20	Munoz +1000	9.1%	10.0%	0.70%	0.06%	6.99%
Top 20	Barber +800	11.1%	13.3%	0.73%	0.14%	-0.73%
Top 20	Wilcox +800	11.1%	16.8%	1.91%	0.97%	-1.91%
Top 20	Streb +450	18.2%	19.1%	0.70%	0.04%	3.15%
Top 20	Kim M. +600	14.3%	16.4%	0.73%	0.11%	-0.73%
Top 20	List +400	20.0%	22.0%	0.74%	0.07%	-0.74%
Top 20	Fathauer +1000	9.1%	13.6%	1.48%	0.73%	-1.48%

Weekly Expected Return: 3.73%

Weekly Return: 32.6%

Quicken Loans 2017 (2/7/2017)

Type	Bet	Implied	Model	Wager (% Fund)	Exp. Profit	Profit
Top 20	Cejka +1100	8.3%	14.4%	1.97%	1.43%	-1.97%
Top 20	Streb +600	14.3%	21.4%	1.24%	0.62%	-1.24%
Top 20	Castro +900	10.0%	14.2%	1.42%	0.60%	-1.42%
Top 20	Vegas +600	14.3%	21.1%	1.2%	0.58%	-1.2%
Top 20	Glover +350	22.2%	25.6%	1.32%	0.20%	-1.32%
Top 20	Fathauer +1000	9.1%	14.0%	1.61%	0.87%	-1.61%
Top 20	Wagner +800	11.1%	15.3%	1.4%	0.52%	11.2%
Top 20	Hughes +550	15.4%	17.1%	0.6%	0.07%	-0.6%
Top 20	Kim M. +700	12.5%	15.7%	1.1%	0.28%	-1.1%

Weekly Expected Return: 5.17%

Weekly Return: 0.74%

Travelers 2017 (25/6/2017)

Type	Bet	Implied	Model	Wager (% Fund)	Exp. Profit	Profit
Top 20	Molder +1400	6.7%	10.1%	1.11%	0.58%	-1.11%
Top 20	Bohn +1600	5.9%	9.4%	1.13%	0.68%	-1.13%
Top 20	Cejka +1400	6.7%	11.5%	1.55%	1.12%	-1.55%
Top 20	Streb +800	11.1%	17.1%	1.53%	0.83%	-1.53%
Top 20	Fdez-Castano +1400	6.7%	9.3%	0.85%	0.34%	-0.85%
Top 20	Blaum +1100	8.3%	16.6%	1.38%	0.70%	-1.38%
Top 20	Fathauer +1100	8.3%	12.2%	1.28%	0.60%	-1.28%
Top 20	Vegas +700	12.5%	16.5%	1.37%	0.44%	-1.37%
Top 20	Lahiri +400	20.0%	21.9%	0.73%	0.07%	0.89%
Top 20	Gribble +1400	6.7%	9.8%	0.99%	0.46%	-0.99%

Weekly Expected Return: 5.82%

Weekly Return: -10.30%

US Open 2017 (18/6/2017)

Type	Bet	Implied	Model	Wager (% Fund)	Exp. Profit	Profit
Top 20	Knox +800	11.1%	20.8%	1.84%	1.60%	-1.84%
Top 20	Lovemark +750	11.8%	18.6%	1.32%	0.77%	-1.32%
Top 20	Reavie +1000	9.1%	16.1%	1.31%	1.02%	13.09%
Top 20	Steele +550	15.4%	21.9%	1.31%	0.55%	7.20%
Top 20	Na +800	11.1%	16.2%	0.97%	0.44%	-0.97%
Top 20	Furyk +750	11.8%	16.6%	0.94%	0.39%	-0.94%
Top 20	Vegas +1100	8.33%	12.7%	0.81%	0.43%	-0.81%
Top 20	Haas +550	15.4%	19.2%	0.76%	0.19%	4.18%
Top 20	McGirt +900	10.0%	13.0%	0.57%	0.17%	-0.57%
Top 20	Grillo +450	18.2%	20.8%	0.55%	0.08%	-0.55%

Weekly Expected Return: 7.17%

Weekly Return: 17.48%

St Jude 2017 (11/6/2017)

Type	Bet	Implied	Model	Wager (% Fund)	Exp. Profit	Profit
Top 20	Streb +500	16.7%	22.2%	1.66%	0.55%	-1.66%
Top 20	Blaum +800	11.1%	16.2%	1.43%	0.66%	-1.43%
Top 20	List +450	18.2%	22.3%	1.24%	0.28%	2.17%
Top 20	Furyk +350	22.2%	29.2%	1.12%	0.35%	-1.12%
Top 20	Fathauer +1200	7.7%	11.6%	1.06%	0.54%	-1.06%
Top 20	Molder +900	10.0%	13.7%	1.03%	0.38%	-1.03%
Top 20	Fdez-Castano +1000	9.1%	12.8%	1.01%	0.41%	-1.01%
Top 20	Cejka +800	11.1%	14.4%	0.91%	0.26%	-0.91%
Top 20	Romero +1100	8.3%	10.8%	0.67%	0.20%	-0.67%
Top 20	Sabbatini +1200	7.7%	9.8%	0.56%	0.15%	-0.56%

Weekly Expected Return: 3.78%

Weekly Return: -7.28%

Memorial 2017 (4/6/2017)

Type	Bet	Implied	Model	Wager (% Fund)	Exp. Profit	Profit
Top 20	Watson +400	20.0%	25.3%	1.66%	0.44%	6.64%
Top 20	Mickelson (Philly!!) +225	30.8%	35.1%	1.57%	0.22%	-1.57%
Top 20	List +750	11.8%	16.6%	1.36%	0.55%	-1.36%
Top 20	Lovemark +550	15.4%	19.9%	1.33%	0.39%	7.31%
Top 20	Furyk +500	16.7%	25.0%	1.25%	0.62%	-1.25%
Top 20	Knox +450	18.2%	22.2%	1.23%	0.27%	-1.23%
Top 20	Lahiri +1100	8.3%	12.8%	1.2%	0.64%	13.22%
Top 20	Johnson Z. +400	20.0%	23.4%	1.06%	0.18%	-1.06%
Top 20	Holmes +333	23.1%	25.0%	0.62%	0.05%	-0.62%

Weekly Expected Return: 3.36%

Weekly Return: 20.07%

Colonial 2017 (28/5/2017)

Type	Bet	Implied	Model	Wager (% Fund)	Exp. Profit	Profit
Top 20	List +550	15.4%	24.4%	2.66%	1.55%	-2.66%
Top 20	Streb +750	11.8%	18.1%	0.91%	0.49%	-0.91%
Top 20	Bohn +1100	8.3%	14.1%	1.56%	1.08%	-1.56%
Top 20	Blaum +1100	8.3%	13.9%	1.51%	1.0%	-1.51%
Top 20	Piercy +550	15.4%	19.2%	1.13%	0.28%	6.22%
Top 20	Jones + 600	14.3%	17.3%	0.86%	0.18%	-0.86%
Top 20	Varner III +600	14.3%	16.9%	0.76%	0.14%	-0.76%
Top 20	Flores +1600	5.9%	8.6%	0.73%	0.34%	-0.73%
Top 20	Molder +900	10.0%	12.6%	0.72%	0.19%	-0.72%
Top 20	Kokrak +450	18.2%	20.0%	0.57%	0.06%	-0.57%

Weekly Expected Return: 5.31%

Weekly Return: -4.06%

Byron Nelson 2017 (21/5/2017)

Type	Bet	Implied	Model	Wager (% Fund)	Exp. Profit	Profit
Top 20	Jones M +800	11.1%	17.0%	1.66%	0.89%	-1.66%
Top 20	Streb +700	12.5%	18.6%	0.80%	0.39%	-0.80%
Top 20	Lovemark +600	14.3%	20.4%	1.77%	0.75%	10.51%
Top 20	Anderson +1600	5.9%	9.7%	1.02%	0.66%	-1.02%
Top 20	Blaum +900	10.0%	14.6%	1.28%	0.59%	-1.28%
Top 20	Campbell +900	10.0%	13.9%	1.07%	0.41%	9.63%
Top 20	Stefani +1000	9.1%	12.8%	1.01%	0.41%	-1.01%
Top 20	Wilcox +900	10.0%	13.5%	0.96%	0.33%	-0.96%
Top 20	Summerhays +700	12.5%	15.9%	0.98%	0.27%	-0.98%
Top 20	Kokrak +700	12.5%	15.5%	0.85%	0.20%	5.95%

Weekly Expected Return: 4.90%

Weekly Return: 18.5%

Players 2017 (14/5/2017)

Type	Bet	Implied	Model	Wager (% Fund)	Exp. Profit	Profit
Top 20	Kim SW +1200	7.7%	10.3%	1.13%	0.38%	13.5%
Top 20	Lovemark +900	10.0%	14.5%	1.99%	0.89%	-1.99%
Top 20	Furyk +550	15.4%	19.4%	1.89%	0.49%	-1.89%
Top 20	Streb +1200	7.7%	12.6%	2.14%	1.37%	-2.14%
Top 20	Reavie +1200	7.7%	9.3%	0.71%	0.15%	-0.71%
Top 20	Steele +500	16.7%	17.7%	0.5%	0.03%	2.5%
Top 20	Kang +550	15.4%	16.3%	0.44%	0.03%	-0.44%
Top 20	List +600	14.3%	15.2%	0.41%	0.03%	-0.41%
Top 20	Wagner +2000	4.8%	7.6%	1.14%	0.67%	-1.14%

Weekly Expected Return: 3.52%

Weekly Return: 7.3%

Wells Fargo 2017 (7/5/2017)

Type	Bet	Implied	Model	Wager (% Fund)	Exp. Profit	Profit
Top 20	Blaum +1000	9.1%	15.6%	1.42%	1.01%	-1.42%
Top 20	Streb +800	11.1%	18.0%	1.56%	0.97%	-1.56%
Top 20	Bohn +1200	7.7%	13.0%	1.14%	0.78%	-1.14%
Top 20	Furyk +320	23.8%	31.4%	1.99%	0.64%	-1.99%
Top 20	Reavie +800	11.1%	15.5%	0.98%	0.38%	-0.98%
Top 20	Weekley +1200	7.7%	10.8%	0.67%	0.27%	-0.67%
Top 20	Stefani +900	10.0%	13.5%	0.77%	0.26%	-0.77%
Top 20	Anderson +1600	5.9%	8.5%	0.55%	0.25%	-0.55%
Top 20	Cejka +900	10.0%	13.0%	0.66%	0.20%	-0.66%

Weekly Expected Return: 4.76%

Weekly Return: -9.74%

Valero 2017 (23/4/2017)

Type	Bet	Implied	Model	Wager	Exp. Profit	Actual Profit
Top 20	Leonard +1600	5.9%	8.8%	\$5	\$2.48	\$-5
Top 20	Kim SW +900	10.0%	13.9%	\$5	\$1.98	\$-5
Top 20	Fritsch +1200	7.7%	10.0%	\$5	\$1.51	\$-5
Top 20	Streb +550	15.4%	19.3%	\$5	\$1.28	\$-5
Top 20	Blaum +600	14.3%	17.4%	\$5	\$1.09	\$-5
Top 20	Fdez-Castano +1400	6.7%	7.8%	\$5	\$0.86	\$70
Top 20	Stefani +700	12.5%	14.0%	\$5	\$0.59	\$-5

Weekly Expected Profit: \$9.79

Weekly Expected Profit per Dollar Bet: \$0.28

Weekly Raw Profit: \$40

Weekly Profit per Dollar Bet: \$1.14

Harbour Town 2017 (16/4/2017)

Type	Bet	Implied	Model	Wager	Exp. Profit	Actual Profit
Top 20	Streb +900	10.0%	20.6%	\$5	\$5.29	\$-5
Top 20	Bohn +1400	6.7%	13.0%	\$5	\$4.74	\$-5
Top 20	Palmer +500	16.7%	24.7%	\$5	\$2.41	\$22.28
Top 20	Wagner +1000	9.1%	14.1%	\$5	\$2.73	\$-5
Top 20	Campos +650	13.3%	21.7%	\$5	\$3.14	\$-5
Top 20	Stefani +1000	9.1%	13.6%	\$5	\$2.49	\$-5
Top 20	Loupe +1400	6.7%	8.8%	\$5	\$1.58	\$-5
Top 20	Cejka +1000	9.1%	14.8%	\$5	\$3.11	\$-5
Top 20	Blaum +700	12.5%	16.8%	\$5	\$1.71	\$-5

Weekly Expected Profit: \$27.20

Weekly Expected Profit per Dollar Bet: \$0.60

Weekly Raw Profit: \$-17.72

Weekly Profit per Dollar Bet: \$-0.39

Masters 2017 (9/4/2017)

Type	Bet	Implied	Model	Wager	Exp. Profit	Actual Profit
Top 20	Summerhays +1200	7.7%	14.0%	\$5	\$4.07	\$-5
Top 20	Sullivan +600	14.3%	22.9%	\$5	\$2.98	\$-5
Top 20	Molinari +400	20.0%	31.1%	\$5	\$2.77	\$-5
Top 20	Na +500	11.1%	25.1%	\$5	\$2.52	\$-5
Top 20	Hurley III +1600	5.9%	8.7%	\$5	\$2.36	\$-5
Top 20	Kaymer +400	20.0%	29.2%	\$5	\$2.30	\$20
Top 20	Weisberger +400	20.0%	28.3%	\$5	\$2.07	\$-5
Top 20	Singh +1600	5.9%	6.3%	\$5	\$1.86	\$-5

Weekly Expected Profit: \$20.93

Weekly Expected Profit per Dollar Bet: \$0.52

Weekly Raw Profit: \$-15

Weekly Profit per Dollar Bet: \$-0.38

Shell Houston Open 2017 (2/4/2017)

Type	Bet	Implied	Model	Wager	Exp. Profit	Actual Profit
Top 20	Bohn +1600	5.9%	13.1%	\$5	\$6.11	\$-5
Top 20	Campos +1200	7.7%	15.8%	\$5	\$5.25	\$60
Top 20	Streb +900	10.0%	16.0%	\$5	\$3.02	\$-5
Top 20	Kang +800	11.1%	15.0%	\$5	\$1.73	\$40
Top 20	Sullivan +500	16.7%	21.6%	\$5	\$1.48	\$25
Top 20	Streelman +700	12.5%	15.0%	\$5	\$0.98	\$-5
Top 20	Lee +550	15.4%	17.7%	\$5	\$0.76	\$5.84

Weekly Expected Profit: \$19.33

Weekly Expected Profit per Dollar Bet: \$0.55

Weekly Raw Profit: \$115.84

Weekly Profit per Dollar Bet: \$3.31

WGC Match Play 2017 (26/3/2017)

Type	Bet	Implied	Model	Wager	Exp. Profit	Actual Profit
Group Win	Na +400	20.0%	27.3%	\$3	\$1.10	\$12
Group Win	Wiesberger +275	26.7%	28.0%	\$3	\$0.15	\$-3
Group Win	Howell III +300	25.0%	26.3%	\$3	\$0.16	\$9
Group Win	Haas +225	30.8%	33.5%	\$3	\$0.27	\$6.75
Group Win	Watson +200	33.3%	36.0%	\$3	\$0.24	\$6
Group Win	Johnson Z. +333	23.1%	25.8%	\$3	\$0.35	\$10
Group Win	Furyk +450	18.2%	25.2%	\$3	\$1.16	\$-3
Round of 16	Howell III +162	38.2%	42.5%	\$5	\$0.57	\$-5
Round of 16	Leishman +120	45.4%	46.5%	\$5	\$0.12	\$-5

Weekly Expected Profit: \$4.12

Weekly Expected Profit per Dollar Bet: \$0.13

Weekly Raw Profit: \$27.75

Weekly Profit per Dollar Bet: \$0.90

Arnold Palmer Invitational 2017 (19/3/2017)

Type	Bet	Implied	Model	Wager	Exp. Profit	Actual Profit
Top 20	S. Kim +2000	4.8%	10.1%	\$5	\$5.59	\$-5
Top 20	Weekley +1400	6.7%	9.7%	\$5	\$2.24	\$-5
Top 20	Hahn +800	11.1%	15.0%	\$5	\$1.75	\$-5
Top 20	Koepka +350	22.2%	29.3%	\$5	\$1.59	\$-5
Top 20	Kizzire +1000	9.1%	11.8%	\$5	\$1.46	\$-5
Top 20	Reavie +650	13.3%	16.2%	\$5	\$1.09	\$-5
Top 20	Hearn +750	11.8%	14.2%	\$5	\$1.03	\$-5
Top 20	Watson +275	26.7%	32.1%	\$5	\$1.02	\$-5
Top 20	Taylor +1200	7.7%	9.1%	\$5	\$0.94	\$-5
Top 20	Summerhays +750	11.8%	13.9%	\$5	\$0.92	\$-5

Weekly Expected Profit: \$17.63

Weekly Expected Profit per Dollar Bet: \$0.35

Weekly Raw Profit: \$-50

Weekly Profit per Dollar Bet: \$-1

Valspar 2017 (12/3/2017)

Type	Bet	Implied	Model	Wager	Exp. Profit	Actual Profit
Top 5	Lovemark +2000	4.8%	6.3%	\$5	\$1.65	\$-5
Top 20	Streb +750	11.8%	19.3%	\$5	\$3.19	\$-5
Top 20	Wagner +1100	8.3%	12.3%	\$5	\$2.37	\$-5
Top 20	Molder +1000	9.1%	13.2%	\$5	\$2.23	\$-5
Top 20	Kim M. +900	10.0%	13.6%	\$5	\$1.78	\$-5
Top 20	Weekley +900	10.0%	11.9%	\$5	\$0.96	\$-5
Top 20	Cantlay +1100	8.3%	9.8%	\$5	\$0.89	\$55
Top 20	Baddeley +1000	9.1%	10.3%	\$5	\$0.64	\$-5

Weekly Expected Profit: \$13.71

Weekly Expected Profit per Dollar Bet: \$0.34

Weekly Raw Profit: \$20

Weekly Profit per Dollar Bet: \$0.50

WGC Mexico 2017 (5/3/2017)

Type	Bet	Implied	Model	Wager	Exp. Profit	Actual Profit
Top 5	Steele +1400	6.67%	7.87%	\$5	\$0.90	\$-5
Top 5	McGirt +3300	2.94%	3.76%	\$5	\$1.39	\$-5
Top 5	Holmes +1400	6.7%	8.5%	\$5	\$1.34	\$-5
Top 20	Kjeldsen +550	15.4 %	18.9%	\$5	\$1.15	\$-5
Top 20	Na +275	26.7%	33.3%	\$5	\$1.24	\$-5
Top 20	Wiesberger +275	26.7%	33.6%	\$5	\$1.30	\$-5
Top 20	Piercy +550	15.4%	21.5%	\$5	\$1.98	\$-5
Top 20	Kim S.W. +900	10.0%	16.6%	\$5	\$3.28	\$-5

Weekly Expected Profit: \$12.58

Weekly Expected Profit per Dollar Bet: \$0.31

Weekly Raw Profit: \$-40

Weekly Profit per Dollar Bet: \$-1

Honda Classic 2017 (26/2/2017)

Type	Bet	Implied	Model	Wager	Exp. Profit	Actual Profit
Top 5	Cabrera-Bello +800	11.1%	14.8%	\$5	\$1.67	\$-5
Top 5	List +2800	3.5%	4.6%	\$5	\$1.67	\$-5
Top 20	Cabrera-Bello +200	33.3%	37.9%	\$5	\$0.69	\$-5
Top 20	Streb +600	14.3 %	18.7%	\$5	\$1.55	\$-5
Top 20	Lovemark +500	16.7%	20.0%	\$5	\$1.00	\$-5
Top 20	Cauley +600	14.3%	16.7%	\$5	\$0.71	\$-5
Top 20	S.W. Kim +1000	9.1%	14.3%	\$5	\$2.87	\$-5

Weekly Expected Profit: \$10.16

Weekly Expected Profit per Dollar Bet: \$0.29

Weekly Raw Profit: \$-35

Weekly Profit per Dollar Bet: \$-1

Genesis Open 2017 (19/2/2017)

Type	Bet	Implied	Model	Wager	Exp. Profit	Actual Profit
Top 5	Furyk +1400	6.7%	7.6%	\$5	\$0.67	\$-5
Top 5	Molinari +1400	6.7%	7.9%	\$5	\$0.90	\$-5
Top 5	Na +2000	4.7%	5.7%	\$5	\$1.05	\$100
Top 5	Donald +3000	3.2 %	5.2%	\$5	\$3.10	\$-5
Top 20	Donald +600	14.3%	20.7%	\$5	\$2.24	\$30
Top 20	Cejka +1400	6.7%	11.6%	\$5	\$3.76	\$-5
Top 20	M. Kim +700	12.5%	15.3%	\$5	\$1.12	\$-5

Weekly Expected Profit: \$12.84

Weekly Expected Profit per Dollar Bet: \$0.37

Weekly Raw Profit: \$105

Weekly Profit per Dollar Bet: \$3